
	Document: Technical Description Version: 2 Status: replaces previous versions Author: bs Date: 05-04-13 Approved: ro Date: 05-04-13 File: PC	EAM127 GAC to SCANIA S6 Interface Module GAC PIB 4113 (Oct 2004)	 Tel.: +41-62-916 50 30 Fax: +41-62-916 50 35 www.huegli-tech.com
---	---	--	---

EAM127

GAC to SCANIA S6 INTERFACE MODULE

Introduction

The EAM127 is an electronic interface module designed for use with the SCANIA S6 engine control system. The module accepts a nominal 5 VDC input signal and converts this signal to a 1.589 VDC analog signal for the S6 control across a galvanic isolated barrier. Typical usage is as a signal conditioner between a GAC auto-synchronizer / load sharing system and the S6 engine control. The power to operate the interface comes from the 24 VDC on the COO module.

Wiring

See Wiring Diagram.

Note: The common battery minus connection between the S6 system, EAM127, and the GAC auto-sync and load sharing system should be as direct as possible electrically (minimum voltage difference).

Specifications

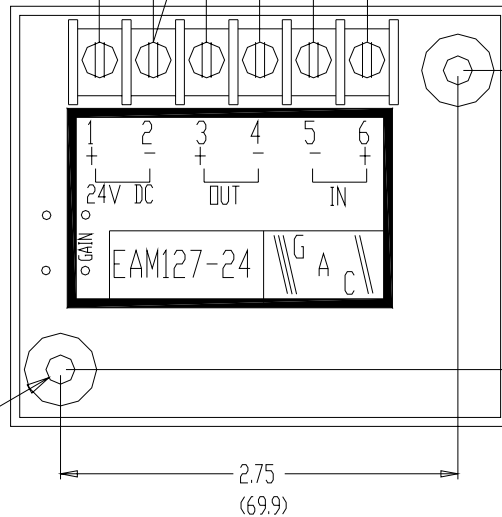
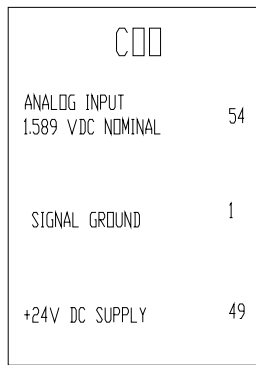
Input impedance	(Terminals 6 & 5)	200 k Ω
Input DC voltage (nominal)	(Terminals 6 & 5)	5.0 VDC
Output impedance	(Terminals 3 & 4)	100 Ω
Nominal output voltage	(Terminals 3 & 4)	1.589 VDC
Output voltage range	(Terminals 3 & 4)	0.4 to 2.75 VDC
Transfer function		-0.2 volts out / volt in
DC supply voltage range	(Terminals 1 & 2)	15 – 32 VDC
Supply current	(Terminals 1 & 2)	75mA
Temperature range		-40° to +85°C
Isolation barrier rating	(Terminals 2 & 4)	1000V DC

Wiring Diagram

SCANIA S6 CONTROL UNIT / C00
(panel mounted)

ISOLATED
CIRCUITS

GAC MODULES



JUMPER ACROSS GAIN POSTS
REDUCES GAIN BY 2.7X

LOAD SHARING
OUTPUT

LOAD SHARING
MODULE *

SYNCHRONIZER
OUTPUT

SYNCHRONIZER*

SIGNAL
GROUND

* SEE SPECIFIC UNIT PUBLICATION
FOR WIRING DETAILS