



# Three-Way Thermostatic Valves

## Model 6010

### Datasheet

### Including:

- 6010            6" Flange
- 6010M        6" Flange with manual override

### Features and Benefits

- Wide range of temperatures
- Heavy duty
- Self-contained
- Replaceable element
- Non-adjustable
- Rugged construction
- Tamper-proof
- Operate in any position
- Compact



## Compact, reliable temperature control

Fluid Power Energy (FPE) thermostatic valves use the principle of expanding wax, which in the semi-liquid state undergoes large expansion rates within a relatively narrow temperature range. The self-contained element activates a stainless steel sleeve, which directs flow. All FPE thermostatic valves are factory set at predetermined temperatures: no further adjustments are necessary. A wide range of temperatures are available for water and oil temperature control applications.

When used in a diverting application, on start-up the total fluid flow is routed back to the main system. As fluid temperature rises to the control range, some fluid is diverted to the cooling system. As fluid temperature continues to increase, more flow is diverted. When the thermostat is in a fully stroked condition, all fluid flow is directed to the cooling system. FPE thermostatic valves may also be used in a mixing application.

In a mixing application, hot fluid enters the "B" port and colder fluid enters the "C" port. The flows mix and the thermostat adjusts to reach the desired temperature, exiting the "A" port.

Standard FPE thermostatic valve housings are made from aluminium and grey iron castings, however, ductile iron, bronze, steel and stainless steel housings are available.

Available Connections: 125# FF Flange, 150# RF Flange, 300# RF Flange, Navy and Metric Flanges.

Optional features: Manual Override, High Over Temp element, Plated element. Other options available upon request.

Represented by:



**HUEGLI TECH AG (LTD)**  
The Engine & Genset Control Company

Huegli Tech AG (LTD)  
Langenthal, Switzerland  
+41 (0)629165030 ■ sales@huegli-tech.com ■ www.huegli-tech.com

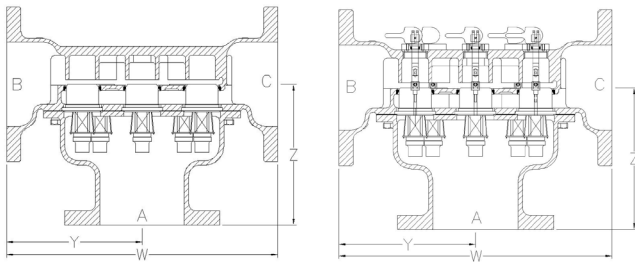
[www.fpevalves.com](http://www.fpevalves.com)

# Model 6010 Three-Way Thermostatic Valve

## Specification

Model Number	Body Material (*)	Nominal Pipe Size	Principal Dimensions Units - inches (mm)				Max. width in other plane	Flange Drilling			No. of elements	Approx. shipping weight	Notes for numbered end notes
			"X"	"Y"	"W"	"Z"		No. of holes	Dia. of holes	Bolt circle			
*6010	A, B, D	6" 125# FF Flange	N/A	9 5/8 (244.48)	19 1/4 (488.95)	10 (254.00)	18 (457.20)	8	7/8 (22.23)	9 1/2 (241.30)	9	A=160#, B=195#, D=160#	
	S, SS	6" 150# RF Flange	N/A	9 5/8 (244.48)	19 1/4 (488.95)	10 (254.00)	18 (457.20)	8	7/8 (22.23)	9 1/2 (241.30)	9	S & SS=177#	
*6010M	A, B, D	6" 125# FF Flange	N/A	9 5/8 (244.48)	19 1/4 (488.95)	10 (254.00)	18 (457.20)	8	7/8 (22.23)	9 1/2 (241.30)	9	A=163#, B=198#, D=163#	Manual override
	S, SS	6" 150# RF Flange	N/A	9 5/8 (244.48)	19 1/4 (488.95)	10 (254.00)	18 (457.20)	8	7/8 (22.23)	9 1/2 (241.30)	9	S & SS=180#	Manual override

\* Replace \* with body material type: A = Cast iron, B = Bronze, D = Ductile iron, S = Steel, SS = Stainless Steel  
For port sizes not shown consult factory.

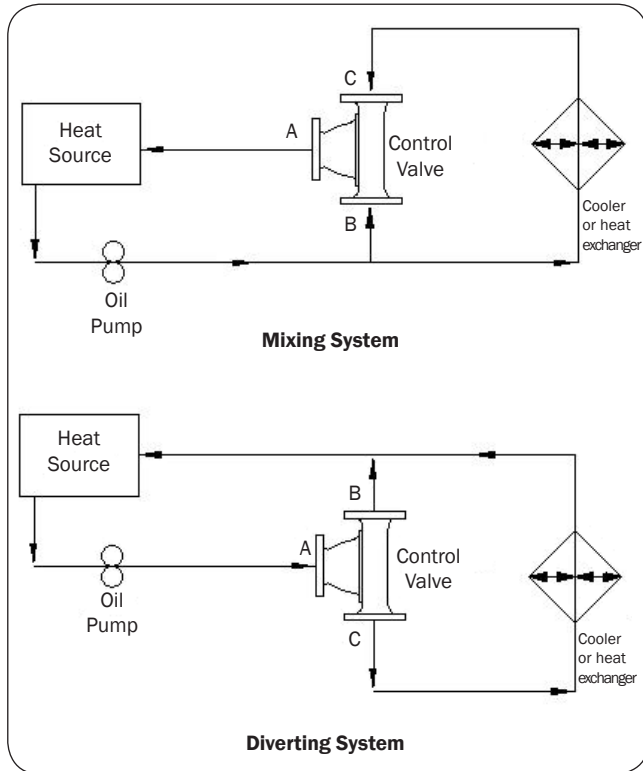
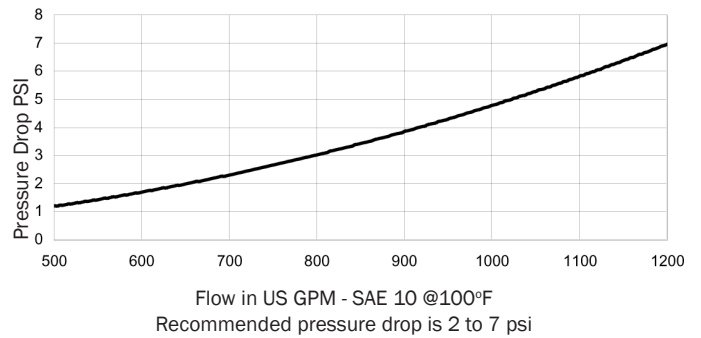


\*6010

\*6010M

Pressure Ratings	
Material	PSI
A, B, D	150
S, SS	275

### Flow vs. Pressure Drop



### Spare Parts

Part Number	Description
*6010	Valve body (*See table for material)
*6020	Valve cover (*See table for material)
2071	Lip seal
6080-C	Gasket
2050-Temp	Thermostat (Temp to follow dash)
1604	Hex bolt
1605	Lock washer
1590	Nameplate
<b>FPE Model 6000</b>	<b>Replacement kit (includes the following:)</b>
6080C	Gasket
(9) 2071	Lip seal
(9) 2050-Temp	Thermostat (Temp to follow dash)

### Americas

Global Headquarters  
Fluid Power Energy Inc  
W229 N591 Foster Court  
Waukesha, WI 53186  
USA

Tel: +1 262-548-6220  
Fax: +1 262-548-6239  
Email: fpeinfo@fpevalves.com

DS-6010-1109-rev1

### Europe, Middle East, Africa, India, Russia & Asia Pacific

Fluid Power Energy Inc  
Steinackerstraße 20  
D-79576 Weil am Rhein  
Germany

Tel: +49 (0)7621 940 9990  
Fax: +49 (0)7621 940 9994  
Email: info@fpevalves.de

Copyright 2009 FPE. All rights reserved. Specifications subject to change without notice.



www.fpevalves.com