

Document:	Datasheet	Author /Date:	FHA / 21.12.2016
Version:	V1.1	Approved /Date:	DHE / 21.12.2016
Category:	Engine pump		

Adapter Kit list for RPA

Dear customer

As announced, the old engine pump RPA with NPT ports is no longer available and has been replaced by the new type RPA with SAE porting.

To serve you with the right Adapter Kit, we kindly ask you to fill out the following form and to send it back to us, together with your RPA order if the item is for a Retrofit application.

Thank you very much for your understanding and cooperation.

Item	Part no.	New System	Retrofit / Spare part
RPA-308090	10184	1	1
Adapter SAE #4 to 1/4" NPTF			2
Adapter SAE #6 to 3/8" NPTF			1
Please choose application:		<input type="checkbox"/>	<input type="checkbox"/>
Service Kit		No Service Kit required	KT-308090-1

Adapter Kit for RPA: instructions to convert SAE/NPTF




Fig. 1: Adapter SAE #6 to 3/8" NPTF for Inlet port.




Fig. 2: Adapter SAE #4 to 1/4" NPTF for Outlet port.




Fig. 3: Adapter SAE #4 to 1/4" NPTF for Return port.



CAUTION:

Prior to any disassembly work, all pressurized fluid in the accumulators must be bled to the reservoir.

Always release all hydraulic pressure before disconnecting any lines.